



Chain of Custody Tracking Software

MEGA-APP is a cost-effective and user-friendly smartphone based software solution that offers robust chain of custody tracking through the automatic scanning and recording of barcodes on security seals.

User-friendly automatic seal bar code scan

MEGA-APP offers the same chain of custody tracking security benefits as RFID, but without the infrastructure costs. Smartphones are universally used and MEGA-APP is supported on both iOS and Android, which makes implementing MEGA-APP easy and inexpensive. The Software application itself is extremely easy to use, with automatic scanning and recording of all relevant seal information, including seal number, Google location (GPS) details and time.

SIMPLE, SECURE FUNCTIONALITY

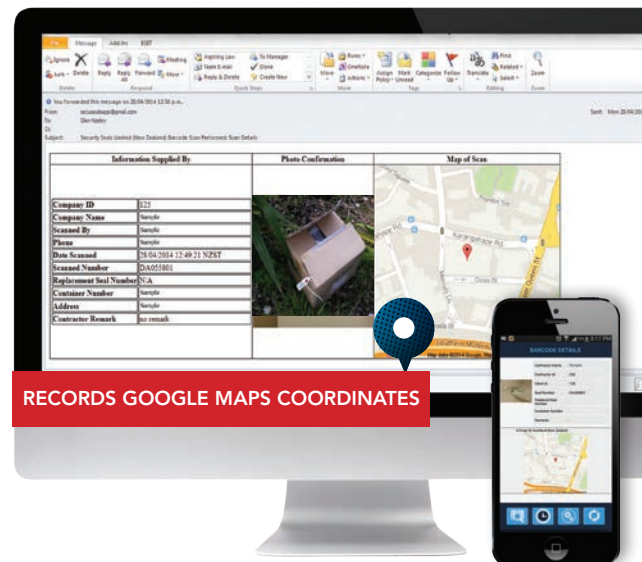

- 1 Login to MEGA-APP and enable the barcode scanner by pressing the 'Scan barcode' icon.



Hold your smartphone / device in front of the barcode on the security seal and the automatic scanner will do the rest.

If a seal or item cannot be scanned due to no barcode, the contractor can simply photograph the seal and manually load the details.

- ▶ Please see reverse for more instructions



AUTOMATIC SECURITY BARCODE SCANNER



SIMPLE SMARTPHONE APPLICATION



SECURE AND IMMEDIATE GLOBAL REPORTING

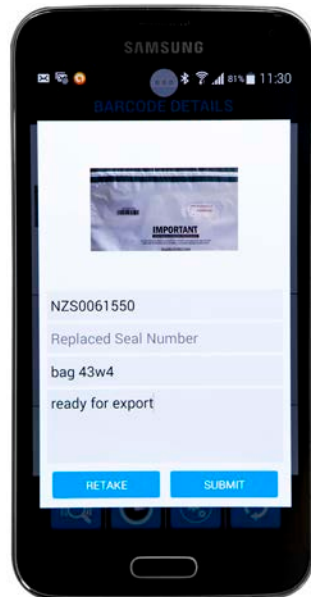
I'm confident this solution suits my needs:

I'm not 100% sure, I'd like a demonstration:

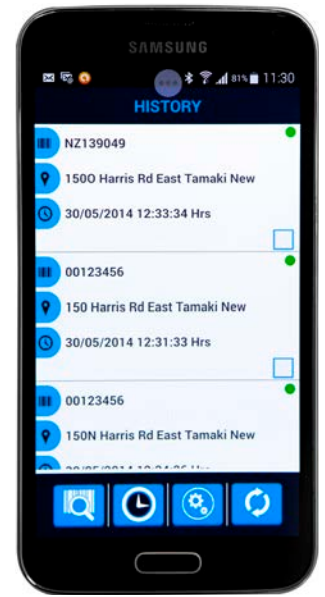
To move ahead, or if you have any further questions please call us on +64 9 265 0262

UNIVERSAL SEAL BARCODE SCANNING TECHNOLOGY

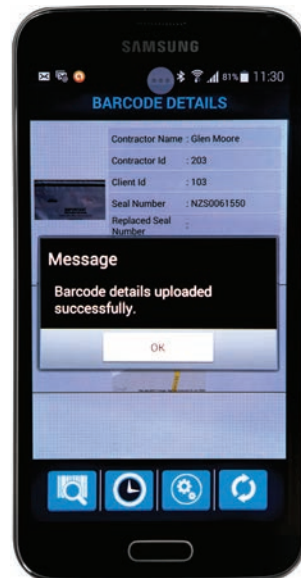
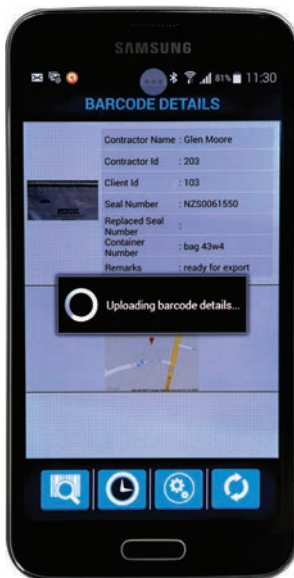
2 If you're happy with the barcode scan, you can either send it immediately by hitting submit, or add comments in the remarks field eg. ready for export and then hit submit. If you're not happy with the scan / image simply hit the 'retake' button and start over. The user interface is very clean and is not cluttered with any unnecessary functionality, making it full proof for field staff.



4 You can view your scan history by clicking on the retrieve scans button. You can delete a scan by checking the square at the bottom right corner of each can and then selecting delete at the top of the screen. Scan data shown on the History page cannot be removed and adjusted after being submitted to ensure robust sensitivity of information.



3 (a) Upon hitting submit, the MEGA-APP will upload the barcode details and send them to your support office (b) You will get an alert on your device that your upload has been successful. (c) Hit OK and you will see the upload details.



A SUITE OF HIGH SECURITY FEATURES

LOST OR STOLEN SEAL TRACKING

If a client's seal goes missing and then ends up being scanned, the client receives immediate notification of who / where / when their missing seal was scanned.

MONITORING REPLACEMENT SEALS

We currently have a Mega-APP client called *Transdev* who send onetime use plastic bags (with a barcode printed on) to different *Transdev* ports. Inside each plastic bag are electronic items that require processing plus a return plastic bag. In this situation, the Head Office scans the first bag going out, then the bag gets scanned again when it arrives at the port. The electronic items are processed then repacked in the 2nd bag, scanned out and then couriered back to the head office where the 2nd bag is scanned again indicating it has arrived home. When they scan the 2nd bag, however, they also type in the "Replaced Seal Number" the 1st bags' field number. This means that on the client web page, the drop box of the scanned activity will show both bags' movements.

NO CELL COVERAGE

When in cell coverage, a scanned seal history report will automatically be forwarded to the company's application administrator. Success that everything was sent ok is verified by the Green Light.

When outside of cell coverage, a red light appears indicating that when back in cell coverage, the user needs to sync the application by pressing the bottom right icon.

